

Comune di Rubiera
Provincia di Reggio Emilia

OGGETTO: Realizzazione strada di nuovo
accesso dalla Strada Provinciale n°
51 (via Contea), all'impianto di
Produzione aggregati e
conglomerati cementizi della
C.E.A.G. Calcestruzzi Guidetti Srl
Progetto Esecutivo

COMMITTENTE: C.E.A.G. Srl

PROGETTISTA: Dott. Ing. Franco Martinelli

DIRETTORE LAVORI: Dott. Ing. Franco Martinelli

TAVOLA

4.2

ELABORATO

4.2 - SEZIONI TRASVERSALI

scala

1:200

protocollo

7E2_07_12_4.2

revisione

1

data

02/09/2022

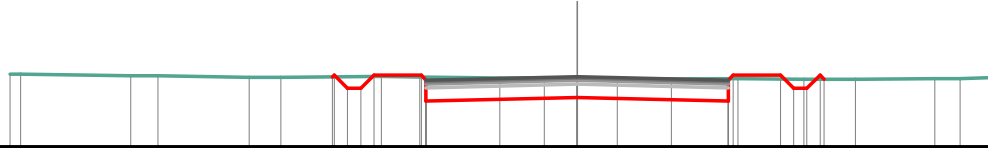
Dott. Ing. Franco Martinelli

Via Micheli, 3/3
42035 Castelnovo ne' Monti (RE)
Tel: +39 328 1656819
e-mail: ing.francomartinelli@gmail.com

Sezione: 1
 Progressiva: 0.000
 Q. Progetto: 51.859

Scala H 1/200.00
 Scala V 1/200.00

50.00

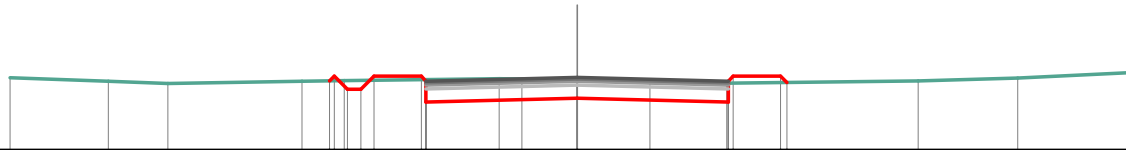


Quote	51.85	51.90	51.90	51.21	51.90	51.79
Parziali	1.25	4.00	4.00	1.25	1.25	1.25
Sviluppata Par.	1.25	4.00	4.00	1.25	1.25	1.25
Sviluppata	0.00	0.07	0.56	1.41	2.66	2.84
Progressiva	-6.47	-4.42	-5.38	-4.13	-4.00	-2.84
Dislivelli	0.00	0.05	-0.31	0.04	0.05	-0.08

Sezione: 2
 Progressiva: 20.000
 Q. Progetto: 51.925

Scala H 1/200.00
 Scala V 1/200.00

50.00

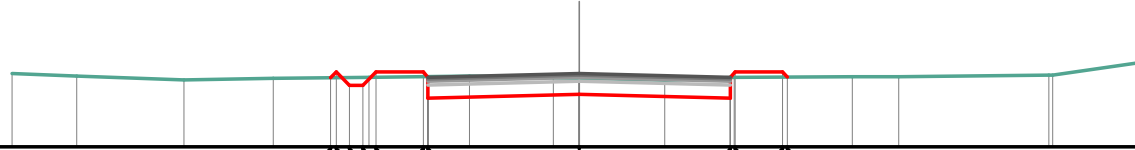


Quote	51.84	51.96	51.96	51.27	51.96	51.79
Parziali	1.25	4.00	4.00	1.25	1.25	1.25
Sviluppata Par.	1.25	4.00	4.00	1.25	1.25	1.25
Sviluppata	0.00	0.18	0.66	1.52	2.77	2.96
Progressiva	-6.55	-4.42	-5.38	-4.13	-4.00	-2.84
Dislivelli	0.00	0.13	-0.23	0.11	0.10	-0.04

Sezione: 3
 Progressiva: 24.587
 Q. Progetto: 51.940

Scala H 1/200.00
 Scala V 1/200.00

50.00

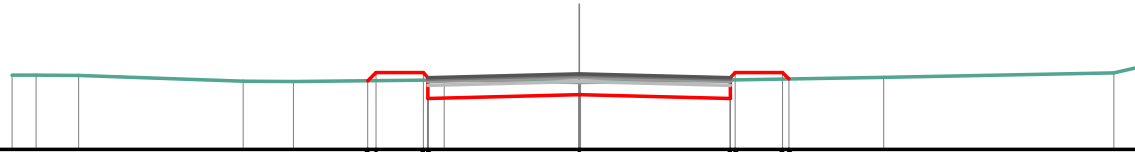


Quote	51.83	51.83	51.98	51.98	51.98	51.98	51.98	51.85
Parziali		1.25	4.00	4.00	1.25			
Sviluppata Par.		1.25	4.00	4.00	1.25			
Sviluppata	0.00	0.21	0.76	1.55	2.80	2.99	6.99	10.99
Progressiva	-6.58	-6.42	-5.95	-5.38	-4.13	-4.00	0.00	4.13
Dislivelli	0.00	0.15	0.20	0.14	0.12	-0.02	-0.42	-0.54

Sezione: 4
 Progressiva: 40.000
 Q. Progetto: 51.991

Scala H 1/200.00
 Scala V 1/200.00

50.00

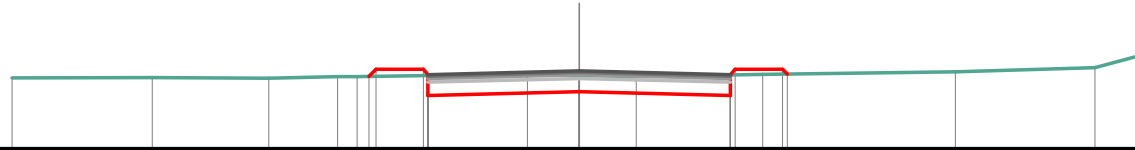


Quote	51.81	52.03	52.03	51.34	51.44	51.34	52.03	51.86
Parziali		1.25	4.00	4.00	1.25			
Sviluppata Par.		1.25	4.00	4.00	1.25			
Sviluppata	0.00	0.31	1.56	1.75	5.75	9.75	9.94	11.19
Progressiva	-5.59	-5.36	-4.13	-4.00	0.00	4.00	4.13	5.38
Dislivelli	-0.00	0.22	0.20	0.06	-0.33	-0.49	0.19	0.17

Sezione: 5
 Progressiva: 60.000
 Q. Progetto: 52.057

Scala H 1/200.00
 Scala V 1/200.00

50.00



Quote	51.91	52.10	52.10	51.41	51.51	51.41	52.10	51.97
Parziali		1.25	4.00	4.00	1.25			
Sviluppata Par.		1.25	4.00	4.00	1.25			
Sviluppata	0.00	0.26	1.51	1.70	5.70	9.70	9.89	11.14
Progressiva	-5.56	-5.38	-4.13	-4.00	0.00	4.00	4.13	5.38
Dislivelli	0.00	0.18	0.16	0.02	-0.43	-0.54	0.15	0.13

Sezione: 12
 Progressiva: 120.000
 Q. Progetto: 52.255

Scala H 1/200.00
 Scala V 1/200.00

50.00

Quote	52.50	52.30	52.30	51.61	51.71	51.61	52.30	52.49
Parziali	0.00	1.25	4.00	4.00	1.25			
Sviluppata Par.	0.00	1.25	4.00	4.00	1.25			
Sviluppata	0.00	0.37	0.96	1.71	2.96	3.14	7.14	14.27
Progressiva	52.50	52.30	52.30	51.61	51.71	51.61	52.30	52.49
Dislivelli	0.00	-0.20	-0.24	-0.19	-0.19	-0.33	-0.78	-0.88

Sezione: 13
 Progressiva: 140.000
 Q. Progetto: 52.322

Scala H 1/200.00
 Scala V 1/200.00

50.00

Quote	52.48	52.36	52.36	51.67	51.77	51.67	52.36	52.48
Parziali	0.00	1.25	4.00	4.00	1.25			
Sviluppata Par.	0.00	1.25	4.00	4.00	1.25			
Sviluppata	0.00	0.22	0.76	1.55	2.80	2.99	6.99	13.96
Progressiva	52.48	52.36	52.36	51.67	51.77	51.67	52.36	52.48
Dislivelli	0.00	-0.12	-0.48	-0.11	-0.08	-0.23	-0.69	-0.83

Sezione: 14
 Progressiva: 142.154
 Q. Progetto: 52.329

Scala H 1/200.00
 Scala V 1/200.00

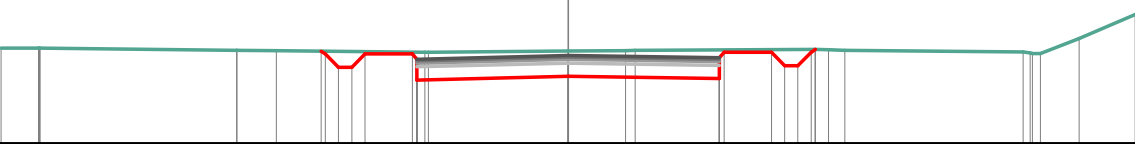
50.00

Quote	52.47	52.37	52.37	51.68	51.78	51.68	52.37	52.49
Parziali	0.00	1.25	4.00	4.00	1.25			
Sviluppata Par.	0.00	1.25	4.00	4.00	1.25			
Sviluppata	0.00	0.18	0.68	1.52	2.77	2.96	6.96	13.95
Progressiva	52.47	52.37	52.37	51.68	51.78	51.68	52.37	52.49
Dislivelli	0.00	-0.10	-0.44	-0.09	-0.07	-0.21	-0.68	-0.81

Sezione: 15
 Progressiva: 145.000
 Q. Progetto: 52.338

Scala H 1/200.00
 Scala V 1/200.00

50.00

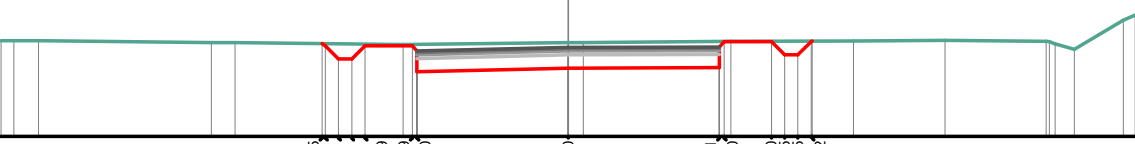


Quote	52.45	52.38	52.33	52.33	51.69	51.79	51.73	52.42	52.42	52.50
Parziali	1.25	1.25	4.00	4.00	4.00	4.00	1.25	1.25	1.25	
Sviluppata Par.	1.25	1.25	4.00	4.00	4.00	4.00	1.25	1.25	1.25	
Sviluppata	0.00	0.00	0.25	0.25	0.25	0.25	0.25	0.25	0.25	13.83
Progressiva	-6.54	-6.42	-5.38	-5.38	-4.13	-4.00	-4.13	-4.13	-4.13	13.83
Dislivelli	-0.00	-0.07	-0.13	-0.13	-0.06	-0.05	-0.19	-0.06	-0.07	0.00

Sezione: 16
 Progressiva: 149.680
 Q. Progetto: 52.354

Scala H 1/200.00
 Scala V 1/200.00

50.00

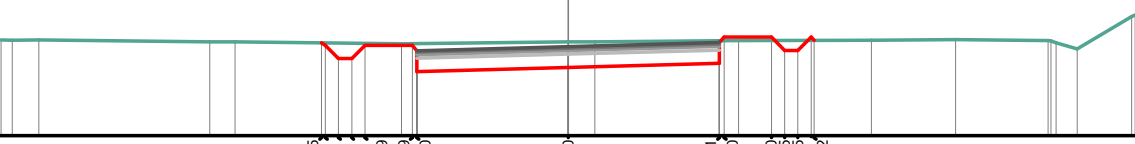


Quote	52.45	52.38	52.33	52.33	51.70	51.80	51.81	52.50	52.50	52.52
Parziali	1.25	1.25	4.00	4.00	4.00	4.00	1.25	1.25	1.25	
Sviluppata Par.	1.25	1.25	4.00	4.00	4.00	4.00	1.25	1.25	1.25	
Sviluppata	0.00	0.11	0.00	0.00	0.00	0.00	0.00	0.00	0.00	13.69
Progressiva	-6.51	-6.42	-5.38	-5.38	-4.13	-4.00	-4.13	-4.13	-4.13	13.69
Dislivelli	-0.00	-0.06	-0.05	-0.04	-0.18	-0.04	-0.01	-0.01	-0.01	0.00

Sezione: 17
 Progressiva: 150.000
 Q. Progetto: 52.355

Scala H 1/200.00
 Scala V 1/200.00

50.00



Quote	52.45	52.38	52.33	52.33	51.70	51.80	51.91	52.60	52.60	52.52
Parziali	1.25	1.25	4.00	4.00	4.00	4.00	1.25	1.25	1.25	
Sviluppata Par.	1.25	1.25	4.00	4.00	4.00	4.00	1.25	1.25	1.25	
Sviluppata	0.00	0.00	0.00	0.00	0.00	0.00	0.00	0.00	0.00	13.79
Progressiva	-6.52	-6.42	-5.38	-5.38	-4.13	-4.00	-4.13	-4.13	-4.13	13.79
Dislivelli	-0.00	-0.07	-0.11	-0.12	-0.05	-0.05	-0.19	-0.09	-0.09	0.00

Sezione: 18
 Progressiva: 160.000
 Q. Progetto: 52.388

Scala H 1/200.00
 Scala V 1/200.00

50.00

Quote	52.46	52.42	52.42	51.73	51.84	51.95	52.64	52.64	52.64	52.29	52.29	52.57
Parziali	1.25	4.00	4.00	1.25								
Sviluppata Par.	1.25	4.00	4.00	1.25								
Sviluppata	0.00	0.00	0.07	0.56	1.41	2.66	2.85	11.04	10.85	13.28	13.13	13.71
Progressiva	-6.48	-6.42	-5.91	-5.38	-4.13	-4.00	2.85	4.13	4.13	5.38	6.07	6.49
Dislivelli	0.00	-0.04	-0.38	-0.03	-0.04	-0.18	2.85	0.09	0.09	0.07	-0.28	0.00

Sezione: 19
 Progressiva: 170.000
 Q. Progetto: 52.421

Scala H 1/200.00
 Scala V 1/200.00

50.00

Quote	52.47	52.43	52.43	52.45	51.76	51.87	51.98	52.67	52.67	52.32	52.32	52.57
Parziali	1.25	4.00	4.00	1.25								
Sviluppata Par.	1.25	4.00	4.00	1.25								
Sviluppata	0.00	0.03	0.57	1.37	2.62	2.81	11.00	10.81	11.00	12.25	13.09	13.73
Progressiva	-6.45	-6.42	-5.91	-5.38	-4.13	-4.00	2.81	4.13	4.13	5.38	6.07	6.53
Dislivelli	0.00	-0.02	-0.38	-0.01	-0.02	-0.17	2.81	0.10	0.10	0.09	-0.25	0.00

Sezione: 20
 Progressiva: 180.000
 Q. Progetto: 52.454

Scala H 1/200.00
 Scala V 1/200.00


50.00

Quote	52.48	52.43	52.43	52.48	51.79	51.90	52.01	52.70	52.70	52.48	52.48	
Parziali	1.25	4.00	4.00	1.25								
Sviluppata Par.	1.25	4.00	4.00	1.25								
Sviluppata	0.00	0.00	0.19	1.34	2.59	2.78	10.78	10.97	12.22	12.22	12.54	
Progressiva	-6.43	-6.42	-5.91	-5.38	-4.13	-4.00	2.78	4.13	4.13	5.38	5.60	
Dislivelli	-0.01	-0.31	-0.31	0.01	-0.00	-0.14	2.78	0.23	0.23	0.00	0.00	

Sezione: 21
 Progressiva: 190.000
 Q. Progetto: 52.487

Scala H 1/200.00
 Scala V 1/200.00

50.00




Quote	52.52	52.52	52.52	51.83	51.94	52.05	52.74	52.46
Parziali	1.25	4.00	4.00	1.25		1.25		
Sviluppata Par.	1.25	4.00	4.00	1.25		1.25		
Sviluppata	0.00	0.09	0.18	2.59	2.78	10.78	10.97	12.22
Progressiva	-6.63	-5.07	-3.38	-4.13	-4.00	-4.13	-5.38	-5.65
Dislivelli	0.00	-0.38	-0.00	0.01	-0.13	-0.53	-0.41	0.28

Sezione: 22
 Progressiva: 192.339
 Q. Progetto: 52.495

Scala H 1/200.00
 Scala V 1/200.00

50.00




Quote	52.54	52.54	52.53	51.84	51.94	52.05	52.74	52.46
Parziali	1.25	4.00	4.00	1.25		1.25		
Sviluppata Par.	1.25	4.00	4.00	1.25		1.25		
Sviluppata	0.00	0.03	0.57	2.62	2.80	10.81	11.00	12.25
Progressiva	-6.45	-4.42	-3.07	-4.13	-4.00	-4.13	-5.38	-5.65
Dislivelli	0.00	-0.02	-0.38	-0.01	-0.14	-0.53	-0.41	0.28

Sezione: 23
 Progressiva: 200.000
 Q. Progetto: 52.520

Scala H 1/200.00
 Scala V 1/200.00

50.00



Quote	52.60	52.55	52.55	51.86	51.97	52.08	52.77	52.48
Parziali	1.25	4.00	4.00	1.25		1.25		
Sviluppata Par.	1.25	4.00	4.00	1.25		1.25		
Sviluppata	0.00	0.08	0.57	2.67	2.86	10.86	11.05	12.30
Progressiva	-6.49	-4.42	-3.07	-4.13	-4.00	-4.13	-5.38	-5.66
Dislivelli	0.00	-0.04	-0.38	-0.04	-0.18	-0.55	-0.41	0.28

Sezione: 24
 Progressiva: 210.000
 Q. Progetto: 52.553

Scala H 1/200.00
 Scala V 1/200.00

50.00

Quote	52.75	52.58	52.53	51.89	52.00	52.11	52.80	52.80	52.50
Parziali	1.25	4.00	4.00	1.25		1.25			
Sviluppata Par.	1.25	4.00	4.00	1.25		1.25			
Sviluppata	0.00	6.67	4.13	2.89	3.08	7.08	4.13	11.08	12.94
Progressiva	0.00	6.67	4.13	2.89	3.08	7.08	4.13	11.08	12.94
Dislivelli	-0.16	-0.30	-0.14	-0.11	-0.24	-0.59	-0.41	0.30	0.00

Sezione: 25
 Progressiva: 220.000
 Q. Progetto: 52.586

Scala H 1/200.00
 Scala V 1/200.00

50.00

Quote	52.74	52.62	52.57	52.62	51.93	52.04	52.15	52.84	52.57
Parziali	1.25	4.00	4.00	1.25		1.25			
Sviluppata Par.	1.25	4.00	4.00	1.25		1.25			
Sviluppata	0.00	6.62	4.13	2.82	3.01	7.01	4.13	11.20	12.82
Progressiva	0.00	6.62	4.13	2.82	3.01	7.01	4.13	11.20	12.82
Dislivelli	-0.13	-0.48	-0.12	-0.11	-0.24	-0.64	-0.46	0.26	-0.00

Sezione: 26
 Progressiva: 230.000
 Q. Progetto: 52.619

Scala H 1/200.00
 Scala V 1/200.00


50.00

Quote	52.67	52.65	52.65	51.96	52.07	52.18	52.87	52.87	52.58
Parziali	1.25	4.00	4.00	1.25		1.25			
Sviluppata Par.	1.25	4.00	4.00	1.25		1.25			
Sviluppata	0.00	6.45	4.13	2.62	2.81	6.81	4.13	11.00	12.65
Progressiva	0.00	6.45	4.13	2.62	2.81	6.81	4.13	11.00	12.65
Dislivelli	-0.02	-0.36	0.00	0.01	-0.13	-0.56	-0.42	0.28	0.00

Sezione: 27
 Progressiva: 234.998
 Q. Progetto: 52.636

Scala H 1/200.00
 Scala V 1/200.00

50.00

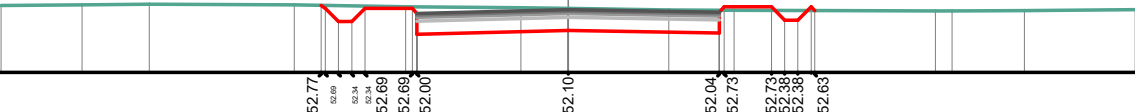


Quote	52.70	52.67	52.67	51.98	52.09	52.19	52.88	52.88	52.62	
Parziali	1.25	4.00	4.00	4.00	4.00	1.25	1.25	1.25	1.25	
Sviluppata Par.	1.25	4.00	4.00	4.00	4.00	1.25	1.25	1.25	1.25	
Sviluppata	0.00	0.00	0.06	0.50	0.50	10.84	11.03	12.28	12.65	
Progressiva	-6.47	-6.42	-6.36	-5.85	-4.13	2.65	2.83	0.00	5.64	
Dislivelli	0.00	-0.03	-0.38	-0.02	-0.01	-0.15	-4.00	-0.56	0.00	-6.84

Sezione: 28
 Progressiva: 240.000
 Q. Progetto: 52.652

Scala H 1/200.00
 Scala V 1/200.00

51.00

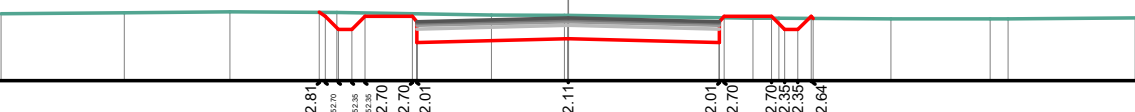


Quote	52.77	52.69	52.69	52.00	52.10	52.04	52.73	52.73	52.63	
Parziali	1.25	4.00	4.00	4.00	4.00	1.25	1.25	1.25	1.25	
Sviluppata Par.	1.25	4.00	4.00	4.00	4.00	1.25	1.25	1.25	1.25	
Sviluppata	0.00	0.13	0.59	1.47	2.72	2.91	0.00	10.91	11.10	
Progressiva	-6.54	-6.42	-6.36	-5.85	-4.13	-4.00	2.72	2.91	0.00	
Dislivelli	0.00	-0.07	-0.42	-0.06	-0.04	-0.18	-4.00	-0.59	0.00	-6.91

Sezione: 29
 Progressiva: 242.524
 Q. Progetto: 52.661

Scala H 1/200.00
 Scala V 1/200.00

51.00




Quote	52.81	52.70	52.70	52.01	52.11	52.01	52.70	52.70	52.64	
Parziali	1.25	4.00	4.00	4.00	4.00	1.25	1.25	1.25	1.25	
Sviluppata Par.	1.25	4.00	4.00	4.00	4.00	1.25	1.25	1.25	1.25	
Sviluppata	0.00	0.19	0.69	1.53	2.78	2.97	0.00	10.97	11.16	
Progressiva	-6.59	-6.42	-6.36	-5.85	-4.13	-4.00	2.78	2.97	0.00	
Dislivelli	0.00	-0.11	-0.46	-0.09	-0.07	-0.21	-4.00	-0.65	0.00	-6.97

Sezione: 30
 Progressiva: 260.000
 Q. Progetto: 52.718

Scala H 1/200.00
 Scala V 1/200.00

51.00

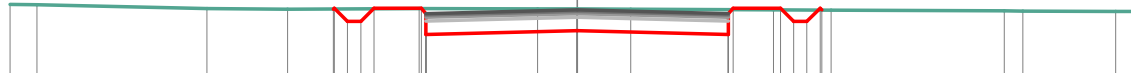


Quote	52.84	52.76	52.76	52.07	52.17	52.07	52.76	52.76
Parziali	0.49	0.35	1.25	4.00	4.00	1.25	0.49	0.35
Sviluppata Par.	0.49	0.35	1.25	4.00	4.00	1.25	0.49	0.35
Sviluppata	0.00	0.00	1.48	2.73	2.92	10.92	11.11	12.36
Progressiva	-6.54	-6.42	-5.38	-4.13	-4.00	-4.13	5.38	6.07
Dislivelli	-0.00	-0.08	-0.03	-0.07	-0.21	-0.74	-0.05	-0.03

Sezione: 31
 Progressiva: 280.000
 Q. Progetto: 52.785

Scala H 1/200.00
 Scala V 1/200.00

51.00



Quote	52.80	52.82	52.82	52.13	52.23	52.13	52.82	52.82
Parziali	0.49	0.35	1.25	4.00	4.00	1.25	0.49	0.35
Sviluppata Par.	0.49	0.35	1.25	4.00	4.00	1.25	0.49	0.35
Sviluppata	0.00	0.03	1.37	2.62	2.81	10.81	11.00	12.25
Progressiva	-6.45	-6.42	-5.38	-4.13	-4.00	-4.13	5.38	6.07
Dislivelli	0.00	0.02	0.02	0.01	-0.13	-0.65	0.04	0.04

Sezione: 32
 Progressiva: 300.000
 Q. Progetto: 52.851

Scala H 1/200.00
 Scala V 1/200.00

51.00




Quote	52.92	52.89	52.89	52.20	52.30	52.20	52.89	52.89
Parziali	0.49	0.35	1.25	4.00	4.00	1.25	0.49	0.35
Sviluppata Par.	0.49	0.35	1.25	4.00	4.00	1.25	0.49	0.35
Sviluppata	0.00	0.06	1.40	2.65	2.84	10.84	11.03	12.28
Progressiva	-6.47	-6.42	-5.38	-4.13	-4.00	-4.13	5.38	6.07
Dislivelli	0.00	-0.03	-0.03	-0.03	-0.17	-0.64	0.05	0.06

Sezione: 33
 Progressiva: 320.000
 Q. Progetto: 52.917

Scala H 1/200.00
 Scala V 1/200.00

51.00




Quote	52.87	52.96	52.91	52.96	52.27	52.37	52.27	52.96	52.96	52.61	52.61	52.92
Parziali	1.25	4.00	4.00	1.25				1.25	4.00	4.00	1.25	52.92
Sviluppata Par.	1.25	4.00	4.00	1.25				1.25	4.00	4.00	1.25	52.92
Sviluppata	0.00	-6.51	-4.42	0.00	10.49	10.35	10.35	10.49	11.09	10.90	10.90	13.74
Progressiva	0.00	-6.51	-4.42	0.00	10.49	10.35	10.35	10.49	11.09	10.90	10.90	13.74
Dislivelli	0.00	0.00	0.00	0.00	0.08	-5.38	1.46	0.07	-4.13	2.71	-4.00	2.90

Sezione: 34
 Progressiva: 336.856
 Q. Progetto: 52.973

Scala H 1/200.00
 Scala V 1/200.00

51.00



Quote	52.22	53.01	53.01	52.32	52.42	52.32	53.01	53.01	52.68	52.68	52.68
Parziali	0.80	1.25	4.00	4.00	1.25		1.25	4.00	4.00	1.25	52.68
Sviluppata Par.	1.13	1.25	4.00	4.00	1.25		1.25	4.00	4.00	1.25	52.68
Sviluppata	0.00	-6.17	-5.38	1.13	10.57	10.75	10.75	10.57	12.00	12.00	12.47
Progressiva	0.00	-6.17	-5.38	1.13	10.57	10.75	10.75	10.57	12.00	12.00	12.47
Dislivelli	-0.00	0.77	0.72	0.58	-0.01	0.00	0.31	-0.37	0.31	0.31	-0.00